

UP/DW PUSH Button (윙바디)

UP/DW 누름버튼 스위치 (윙바디)

특징 (Features)

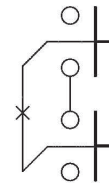
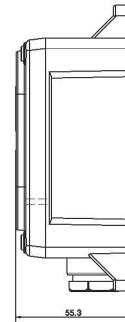
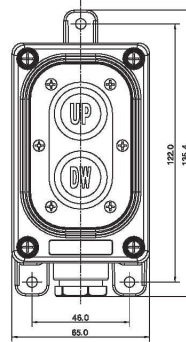
- 방우형 누름버튼 스위치는 일반 자동화 기계 상·하 동작 수동 개폐기로 넓게 사용할 수 있습니다.
(DP-26A is general automatic machine and will be able to use widely with the switch of on/off operation.)
- 방우형으로 설계되어 연직 60도 범위의 경우에서도 유해한 영향이 없는 구조로 설계되어 안전하게 사용할 수 있습니다.
(It planned to style the water-proof of vertical scope 60° which does not have the effect harmful.)
- ☞ SH02210-7002

정격 및 재질 (Proper form/ Quality of the material))

구분 (Division) 형명 (Name)	정격 (Rating)	점접구성 (Contact block)	접속단자 (Contact terminal)	표시문자 (Symbol marks)	케이스재질 (Case material)
KG-DP26A	6A 250V a.c	1a-1a	M4	UP(흑/Black)	고충격ABS High impact ABS
KG-DP26T		2a-2a		DW(적/Red)	

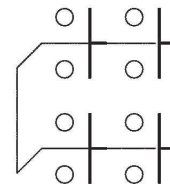
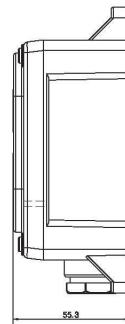
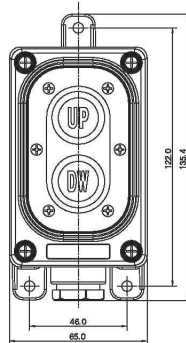
외형 및 도면 (External form/ Drawing)

KG-DP26A



<1a-1a, 1단>

KG-DP26T



<2a-2a, 1단>