

# CERTIFICATE OF COMPLIANCE

**Certificate Number** UL-US-2154639-0  
**Report Reference** E523969-20211126  
**Date** 3-Dec-2021

**Issued to:** KGAUTO CO LTD  
45 Sojeongsandan 4-ro Sojeong-myeon Sejong-si  
Republic of Korea 30002

**This is to certify that representative samples of** NKCR2 - Auxiliary Devices - Component  
See Addendum Page for Product Designation(s).

Have been investigated by UL in accordance with the component requirements in the Standard(s) indicated on this Certificate. UL Recognized components are incomplete in certain constructional features or restricted in performance capabilities and are intended for installation in complete equipment submitted for investigation to UL LLC.

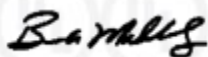
**Standard(s) for Safety:** UL 60947-1, 5th Ed., Issue Date: 2013-07-31, Revision Date: 2019-05-06, UL 60947-5-1, 3rd Ed., Issue Date: 2014-03-28

**Additional Information:** See the UL Online Certifications Directory at <https://iq.ulprospector.com> for additional information

This *Certificate of Compliance* does not provide authorization to apply the UL Recognized Component Mark. Only the UL Follow-Up Services Procedure provides authorization to apply the UL Mark.

Only those products bearing the UL Recognized Component Mark should be considered as being UL Certified and covered under UL's Follow-Up Services.

Look for the UL Recognized Component Mark on the product.



Bruce Mahrenholz, Director North American Certification Program

UL LLC

Any information and documentation involving UL Mark services are provided on behalf of UL LLC (UL) or any authorized licensee of UL. For questions, please contact a local UL Customer Service Representative at <http://ul.com/aboutul/locations/>

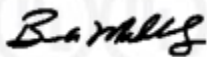


# CERTIFICATE OF COMPLIANCE

**Certificate Number** UL-US-2154639-0  
**Report Reference** E523969-20211126  
**Date** 3-Dec-2021

This is to certify that representative samples of the product as specified on this certificate were tested according to the current UL requirements

Model	Category Description
Auxiliary Devices, Models KG Series key selector switch, Key selector switch, Model KGK, followed by H, J or L, followed by 2M, 2R, 3M or 3R, followed by 1 or 2, followed by A, B or C.	Auxiliary Devices
Auxiliary Devices, Models KG Series lamp push button switch, Lamp Push Button Switch, Model KGX, followed by N, H, C, J, Y or L, followed by M or A, followed by D1, D2, D3, V2, V3 or V4, followed by 1 or 2, followed by R, Y, G, A, W or B.	Auxiliary Devices
Auxiliary Devices, Models KG Series Lamp Push Lock Turn Reset Switch, Lamp Push Lock Turn Reset Switch, Model KGEX, followed by N, H, C, J, Y or L, followed by 4B or 4R, followed by D2 or V2, followed by 1 or 2, followed by R, Y or G.	Auxiliary Devices
Auxiliary Devices, Models KG Series lamp selector switch, Lamp Selector Switch, Model KGT, followed by N, H, C, J, Y or L, followed by 2M or 2R, followed by 1 or 2, followed by D1, D2, D3, V2, V3 or V4, followed by R, Y, G, A, or W.	Auxiliary Devices
Auxiliary Devices, Models KG Series pilot lights, Pilot Lights, Model KGP, followed by N, H, C, J, Y or L, followed by D1, D2, D3, V2, V3 or V4, followed by R, Y, G, A or W.	Auxiliary Devices
Auxiliary Devices, Models KG Series push button switch, Push Button Switch, Model KGF, followed by N, H, C, J, Y or L, followed by M or A, followed by 1 or 2, followed by R, Y, G, A, W or B.	Auxiliary Devices
Auxiliary Devices, Models KG Series Push Lock Turn Reset Switch, Push Lock Turn Reset Switch, Model KGE, followed by N, H, C, J, Y or L, followed by 4B or 4R, followed by 1 or 2, followed by R, Y or G.	Auxiliary Devices
Auxiliary Devices, Models KG Series selector switch, Selector Switch, Model KGS, followed by N, H, C, J, Y or L, followed by 2M, 2R, 3M or 3R, followed by 1 or 2.	Auxiliary Devices
Auxiliary Devices, Models KS Series I/O push button switch, I/O Push Button Switch, Model KSL, may be followed by D2 or V2, followed by AB, A2 or B2, followed by R, Y, G, A or W, followed by X or Y.	Auxiliary Devices
Auxiliary Devices, Models KS Series key selector switch, Key selector switch, Model KSK, followed by 2M, 2R, 3M	Auxiliary Devices



Bruce Mahrenholz, Director North American Certification Program

UL LLC

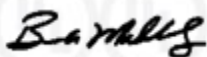
Any information and documentation involving UL Mark services are provided on behalf of UL LLC (UL) or any authorized licensee of UL. For questions, please contact a local UL Customer Service Representative at <http://ul.com/aboutul/locations/>



# CERTIFICATE OF COMPLIANCE

**Certificate Number** UL-US-2154639-0  
**Report Reference** E523969-20211126  
**Date** 3-Dec-2021

or 3R, followed by A, AB, A2 or B2, followed by L, R or C.	
Auxiliary Devices, Models KS Series lamp push button switch, Lamp Push Button Switch, Model KSX, followed by M or A, followed by D2 or V2, followed by A, AB, A2 or B2, followed by R, Y, G, A, W or B.	Auxiliary Devices
Auxiliary Devices, Models KS Series Lamp Push Lock Turn Reset Switch, Lamp Push Lock Turn Reset Switch, Model KSEX, may be followed by S, followed by 4R, followed by D2 or V2, followed by B, AB or B2.	Auxiliary Devices
Auxiliary Devices, Models KS Series lamp selector switch, Lamp Selector Switch, Model KST, followed by 2M, 2R, 3M or 3R, followed by D2 or V2, followed by A, AB, A2 or B2, followed by R, Y, G, A or W.	Auxiliary Devices
Auxiliary Devices, Models KS Series pilot lights, Pilot Lights, Model KSP, followed by D2 or V2, followed by R, Y, G, A or W.	Auxiliary Devices
Auxiliary Devices, Models KS Series push button switch, Push Button Switch, Model KSF, followed by M or A, followed by A, AB, A2 or B2, followed by R, Y, G, A, W or B.	Auxiliary Devices
Auxiliary Devices, Models KS Series Push Lock Turn Reset Switch, Push Lock Turn Reset Switch, Model KSE, may be followed by S, followed by 4R, followed by B, AB or B2.	Auxiliary Devices
Auxiliary Devices, Models KS Series selector push button switch, Selector Push Button Switch, Model KSSP, followed by AB, A2 or B2.	Auxiliary Devices
Auxiliary Devices, Models KS Series selector switch, Selector Switch, Model KSS, followed by 2M, 2R, 3M or 3R, followed by A, AB, A2 or B2.	Auxiliary Devices



Bruce Mahrenholz, Director North American Certification Program

UL LLC

Any information and documentation involving UL Mark services are provided on behalf of UL LLC (UL) or any authorized licensee of UL. For questions, please contact a local UL Customer Service Representative at <http://ul.com/aboutul/locations/>





# CERTIFICATE OF COMPLIANCE

**Certificate Number** UL-CA-2145967-0  
**Report Reference** E523969-20211126  
**Date** 3-Dec-2021

**Issued to:** KGAUTO CO LTD  
45 Sojeongsandan 4-ro Sojeong-myeon Sejong-si  
Republic of Korea 30002

**This is to certify that representative samples of** NKCR8 - Auxiliary Devices Certified for Canada - Component  
See Addendum Page for Product Designation(s).

Have been investigated by UL in accordance with the component requirements in the Standard(s) indicated on this Certificate. UL Recognized components are incomplete in certain constructional features or restricted in performance capabilities and are intended for installation in complete equipment submitted for investigation to UL LLC.

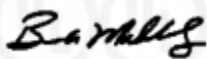
**Standard(s) for Safety:** CSA C22.2 NO. 60947-5-1-14, 1st Ed., Issue Date: 2014-03-01, CSA C22.2 NO. 60947-1, 2nd Ed., Issue Date: 2013-07-31

**Additional Information:** See the UL Online Certifications Directory at <https://iq.ulprospector.com> for additional information

This *Certificate of Compliance* does not provide authorization to apply the UL Recognized Component Mark. Only the UL Follow-Up Services Procedure provides authorization to apply the UL Mark.

Only those products bearing the UL Recognized Component Mark should be considered as being UL Certified and covered under UL's Follow-Up Services.

Look for the UL Recognized Component Mark on the product.



Bruce Mahrenholz, Director North American Certification Program

UL LLC

Any information and documentation involving UL Mark services are provided on behalf of UL LLC (UL) or any authorized licensee of UL. For questions, please contact a local UL Customer Service Representative at <http://ul.com/aboutul/locations/>



# CERTIFICATE OF COMPLIANCE

**Certificate Number** UL-CA-2145967-0  
**Report Reference** E523969-20211126  
**Date** 3-Dec-2021

This is to certify that representative samples of the product as specified on this certificate were tested according to the current UL requirements

Model	Category Description
Auxiliary Devices, Models KG Series key selector switch, Key selector switch, Model KGK, followed by H, J or L, followed by 2M, 2R, 3M or 3R, followed by 1 or 2, followed by A, B or C.	Auxiliary Devices
Auxiliary Devices, Models KG Series lamp push button switch, Lamp Push Button Switch, Model KGX, followed by N, H, C, J, Y or L, followed by M or A, followed by D1, D2, D3, V2, V3 or V4, followed by 1 or 2, followed by R, Y, G, A, W or B.	Auxiliary Devices
Auxiliary Devices, Models KG Series Lamp Push Lock Turn Reset Switch, Lamp Push Lock Turn Reset Switch, Model KGEX, followed by N, H, C, J, Y or L, followed by 4B or 4R, followed by D2 or V2, followed by 1 or 2, followed by R, Y or G.	Auxiliary Devices
Auxiliary Devices, Models KG Series lamp selector switch, Lamp Selector Switch, Model KGT, followed by N, H, C, J, Y or L, followed by 2M or 2R, followed by 1 or 2, followed by D1, D2, D3, V2, V3 or V4, followed by R, Y, G, A, or W.	Auxiliary Devices
Auxiliary Devices, Models KG Series pilot lights, Pilot Lights, Model KGP, followed by N, H, C, J, Y or L, followed by D1, D2, D3, V2, V3 or V4, followed by R, Y, G, A or W.	Auxiliary Devices
Auxiliary Devices, Models KG Series push button switch, Push Button Switch, Model KGF, followed by N, H, C, J, Y or L, followed by M or A, followed by 1 or 2, followed by R, Y, G, A, W or B.	Auxiliary Devices
Auxiliary Devices, Models KG Series Push Lock Turn Reset Switch, Push Lock Turn Reset Switch, Model KGE, followed by N, H, C, J, Y or L, followed by 4B or 4R, followed by 1 or 2, followed by R, Y or G.	Auxiliary Devices
Auxiliary Devices, Models KG Series selector switch, Selector Switch, Model KGS, followed by N, H, C, J, Y or L, followed by 2M, 2R, 3M or 3R, followed by 1 or 2.	Auxiliary Devices
Auxiliary Devices, Models KS Series I/O push button switch, I/O Push Button Switch, Model KSL, may be followed by D2 or V2, followed by AB, A2 or B2, followed by R, Y, G, A or W, followed by X or Y.	Auxiliary Devices
Auxiliary Devices, Models KS Series key selector switch, Key selector switch, Model KSK, followed by 2M, 2R, 3M	Auxiliary Devices

*B. Mahrenholz*

Bruce Mahrenholz, Director North American Certification Program

UL LLC


Any information and documentation involving UL Mark services are provided on behalf of UL LLC (UL) or any authorized licensee of UL. For questions, please contact a local UL Customer Service Representative at <http://ul.com/aboutul/locations/>



# CERTIFICATE OF COMPLIANCE

**Certificate Number** UL-CA-2145967-0  
**Report Reference** E523969-20211126  
**Date** 3-Dec-2021

or 3R, followed by A, AB, A2 or B2, followed by L, R or C.	
Auxiliary Devices, Models KS Series lamp push button switch, Lamp Push Button Switch, Model KSX, followed by M or A, followed by D2 or V2, followed by A, AB, A2 or B2, followed by R, Y, G, A, W or B.	Auxiliary Devices
Auxiliary Devices, Models KS Series Lamp Push Lock Turn Reset Switch, Lamp Push Lock Turn Reset Switch, Model KSEX, may be followed by S, followed by 4R, followed by D2 or V2, followed by B, AB or B2.	Auxiliary Devices
Auxiliary Devices, Models KS Series lamp selector switch, Lamp Selector Switch, Model KST, followed by 2M, 2R, 3M or 3R, followed by D2 or V2, followed by A, AB, A2 or B2, followed by R, Y, G, A or W.	Auxiliary Devices
Auxiliary Devices, Models KS Series pilot lights, Pilot Lights, Model KSP, followed by D2 or V2, followed by R, Y, G, A or W.	Auxiliary Devices
Auxiliary Devices, Models KS Series push button switch, Push Button Switch, Model KSF, followed by M or A, followed by A, AB, A2 or B2, followed by R, Y, G, A, W or B.	Auxiliary Devices
Auxiliary Devices, Models KS Series Push Lock Turn Reset Switch, Push Lock Turn Reset Switch, Model KSE, may be followed by S, followed by 4R, followed by B, AB or B2.	Auxiliary Devices
Auxiliary Devices, Models KS Series selector push button switch, Selector Push Button Switch, Model KSSP, followed by AB, A2 or B2.	Auxiliary Devices
Auxiliary Devices, Models KS Series selector switch, Selector Switch, Model KSS, followed by 2M, 2R, 3M or 3R, followed by A, AB, A2 or B2.	Auxiliary Devices



Bruce Mahrenholz, Director North American Certification Program

UL LLC



Any information and documentation involving UL Mark services are provided on behalf of UL LLC (UL) or any authorized licensee of UL. For questions, please contact a local UL Customer Service Representative at <http://ul.com/aboutul/locations/>